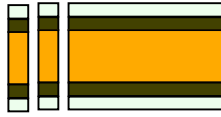


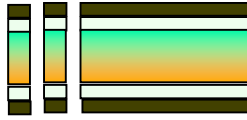
Mystery Quilt 2007 - Step 3

This month we will sub cut the strips and make blocks.

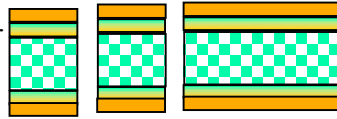
From Set 1, cut thirty 1 1/2 inch pieces.



From Set 2, cut thirty 1 1/2 inch pieces.



From Set 3, cut fifteen 4 1/2 inch pieces.



From Set 4, cut thirty 4 1/8 inch pieces.



From Set 5, cut fifteen 1 1/4 inch pieces.




Assemble blocks as shown (seams should nest, if not, rotate the strip)

Block one (make 15)

Take two from Set 1, and two from Set 2, and one from Set 3.

Sew one Set 1 to one Set 2, add a Set 3, then a Set 2, and lastly a Set 1.



Block two (make 15)

Take two Set 4 and one Set 5.

Sew a Set 4 to a Set 5, then add a Set 4.

(To nest the seams you will have to iron them the other direction for the last Set 4.)

Make sure to sew as shown on the diagram.

